

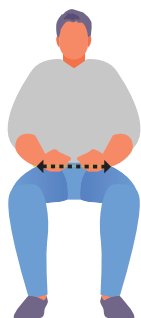


TriGO

TAKING MEASUREMENTS



SEAT WIDTH



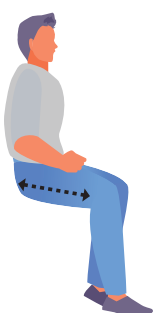
The person is seated on a chair or on a flat surface. Using a ruler or tape measure, take the distance between the two hips and add 2 cm to this measurement.



SEAT WIDTH

On your **Trigo**, the seat width can be measured by removing the seat cushion and measuring between the two outer tubes of the frame.

SEAT DEPTH



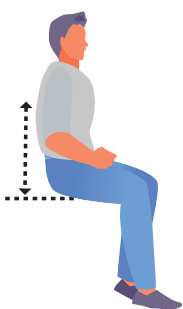
The person is seated on a chair or on a flat surface. Take the distance from the lower back to the popliteal fossa (back of the knee). Reduce about 3 to 4 cm of this measurement.



SEAT DEPTH

On your **Trigo**, the seat depth can be measured by removing the seat cushion and measure the distance between the backrest tube and the front of the seating.

BACKREST HEIGHT



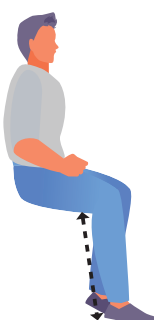
The person is seated on a chair or on a flat surface. Measure the distance between the seat and the middle of the shoulder blades. If the user needs more support, the backrest should be set higher than this measurement. If the person wishes to have a more active position, the backrest height may be lower.



BACKREST HEIGHT

On your **Trigo**, the backrest height can be measured by removing the seat cushion and measuring the distance between the base of the backrest tube and the upper edge of the backrest.

LENGTH LOWER LEG



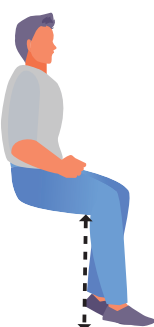
The person is seated on a chair or on a flat surface. Measure the distance between the popliteal fossa (back of the knee) and the heel. Subtract the thickness of the chosen cushion from this measurement.



LENGTH LOWER LEG

On your **Trigo**, the lower leg length can be measured by removing the seat cushion and measuring the distance between the front of the seating canvas and the inner edge of the footplate.

LENGTH LOWER LEG



The person is seated on a chair or on a flat surface. **Front height:** Measure the distance between the popliteal fossa (back of the knee) and the floor. Add around 3 to 5 cm to this measurement so the footrest will not touch the ground. **Back height:** This will depend on the chosen seat inclination and seat depth.



LENGTH LOWER LEG

On your **Trigo**, the seat height at the front (blue arrow) can be measured by removing the seat cushion and measuring the distance between the floor and the front of the seating canvas. In the same way, the seat height at the back (green arrow) can be taken by measuring the distance from the floor to the back of the seating canvas.